

Contract management system (VMS) for capacity contracts and balancing group allocations

Content

Background

Registration

Structure and functionalities from the perspective of a transport customer

Contracts

- Make Inclusion / Exclusion

Balancing accounts

- Create Challenge Code
- Add balancing account number / Sub- balancing account number

Grid

- Show details of network points

E-mail address for sending invoices electronically



Background

- In March 2013, Open Grid Europe GmbH introduced the new contract management system (VMS)
- Transport customers receive an overview of their capacity contracts and can change the allocation of capacities to balancing groups
- Downstream grid operators can correct their customer master data in the VMS and, if required, edit the internal order(s), long-term forecast(s) and system responsibility specification(s)

Registration



- Web address: <https://vms.oge.net>
- Username: Your current e-mail address
- Password: You can assign a new password via the link "Passwort jetzt erneuern"

Anmeldung für VMS

Benutzername

Passwort

Anmelden







Passwort vergessen oder ändern?

[Passwort jetzt erneuern](#)

Sie erhalten hierdurch eine Email an die hinterlegte Emailadresse mit weiteren Informationen.



Structure and functionalities from the perspective of a transport customer

- Company:  Your company data deposited in the VMS and on PRISMA
Changes are made only via PRISMA
- Contracts:  List and details of your capacity contracts
- Balancing accounts:  List of all your (S)BAs for which you are assigned
- Grid:  List and details of all OGE- Points / OGE- Zones
- Bug Report  Report a bug
- My Profile  Personal profile and user manual

Contracts → Make Inclusion / Exclusion

- Overviews / filter options for contract data (charges, capacities, etc.)
- Carry out Inclusion / Exclusion
- Filters are offered for any restrictions that may be required

VMS Version: 2021.05.5 | Timestamp: 🌐 👤

Company < Contracts < **Contracts** < balancing accounts < Grid <

Contract List Filter

Contract number:

Network Point: +

Contract type:

Type of acution/marketing:

Booking Date:

Runtime:

Transaction Id:

Filter

Optional filter: Apply Filter

📄 Export
📄 Export Discounts
📄 Report for next day
⚙️

Filter	Bookingnumber.	Network Point	Contract type	Capacity type	Receipt date	Runtime	Capacity	Actions
	00001	00000004	Gas/Erdbrennstoff,Personen/Landstraße	Gas	05/06/21 11:00	05/06/21 06:00 - 05/06/21 06:00	1000000000	⌵
	00002	00000004-0	Gas (Personen ER),Landsstraße Weg 2	Gas	05/06/21 11:00	05/06/21 06:00 - 05/06/21 06:00		
	00003	00000004-0	Gas/Person Sp/4	Gas	05/06/21 11:00	05/06/21 06:00 - 05/06/21 06:00		
	00004	00000004-0	Gas/Person Sp/4	Gas	05/06/21 06:00	05/06/21 06:00 - 05/06/21 06:00		
	00005	00000004-0	Gas/Person Sp/4	Gas	05/06/21 06:00	05/06/21 06:00 - 05/06/21 06:00		
	00006	00000004-0	Gas/Person Sp/4	Gas	05/06/21 06:00	05/06/21 06:00 - 05/06/21 06:00	1000000000	⌵

⌵
 Display
 Customer
 Network Point
 Carry out exclusions/inclusions
 Change customer



Balancing accounts → Create Challenge Code

- Via "Balancing accounts" to your balancing account overview
- Select (S)BA : „Create Challenge Code“

Version: 2021.05.5 | Timestamp: ✳️ 👤

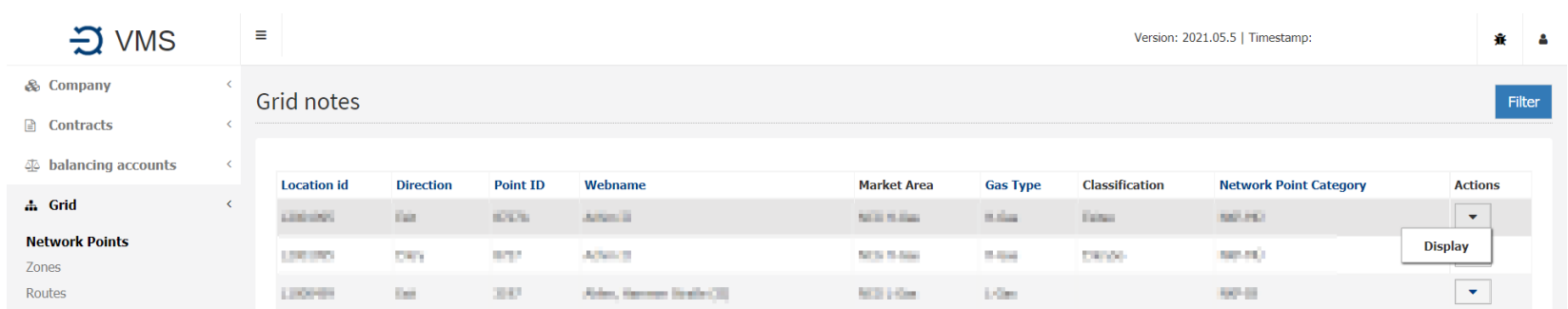
Balancing account Filter

balancing account assignment

balancing account Number / Sub-Balancing Account Number	BG Manager	Gas Type	Capacity type	Biogas	Nominatable	Runtime	Status	Actions
00000000000000000000	Unger GlobalCommodities AG	H-Gas	F20	yes	yes	0000000000 - 12/31/99 00:00	current	<div style="border: 1px solid gray; padding: 2px;">Display Create Challenge Code current</div>
00000000000000000000	Unger GlobalCommodities AG	H-Gas	F20	yes	yes	0000000000 - 12/31/99 00:00	current	
00000000000000000000	Unger GlobalCommodities AG	H-Gas	F20	yes	yes	0000000000 - 12/31/99 00:00	current	

Grid → Show details of network points

- Via "Grid" to the overview of network points and zones
- Select "Network points" or "Zones"
- Show details of the network point via "Actions", "Display"



The screenshot shows the VMS (Version: 2021.05.5 | Timestamp:) interface. On the left is a navigation menu with 'Company', 'Contracts', 'balancing accounts', and 'Grid'. Under 'Grid', 'Network Points' is selected. The main area is titled 'Grid notes' and contains a table with the following data:

Location id	Direction	Point ID	Webname	Market Area	Gas Type	Classification	Network Point Category	Actions
1.000000	Gas	000000	Active 0	0000 0000	0000	0000	0000-0000	▼
1.000000	0000	0000	Active 0	0000 0000	0000	0000-0000	0000-0000	Display
1.000000	Gas	0000	Active, Reserve (Active)	0000 0000	0000	0000	0000-0000	▼

